


Robserver

Spring 2024





We have had another busy half term as you will see in the newsletter. It is packed with lots of the activities our pupils/students have been up to, including: Exploring different habitats, developing independence skills in the community, taking part in our own Bake Off contest, visit to Elsecar Heritage Centre and many more activities.

I am as always thankful for the hard work, the pupils and staff have shown. It has been a big team effort and the staff continue to work tirelessly to keep everything running as smoothly as possible.

Thank you all for your continuing support.

I hope you all have a relaxing time over the half term and everyone comes back refreshed and ready to enjoy what will be an action packed half term, taking us up to the Easter Holidays.

Yours sincerely

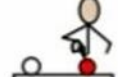
Jon Mount

Principal

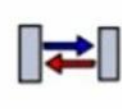


Orton

Orton Class have enjoyed reading 'Duck



in the Truck' this half term and have



engaged with activities relating to it.



Gascoigne



In Spring 1 term our topic has been "changing world". We have explored different habitats and how they have changed due to climate change and human actions. In PSHE we are exploring how we can protect our environment by reusing materials, buying items from charity shops and recycling.




Johnson



Johnson Class

This half term, Johnson Class have been out and about developing independent skills in the community. We have practised crossing roads using different types of crossings and identifying how to cross safely. We have also been shopping with more independence, visiting different supermarkets and working in pairs to select items from a shopping list and pay with money using self-service checkouts.



Hewkin




This half term in Hewkin class we have been developing our independent and group reading skills. In English we have been reading Blood Brothers and have re-enacted this on the stage too. At the end of each day before our taxi's arrive we have been reading a book of our own choosing from our school library. During Asdan we visited a local library. We found out how to join a library and had a look around too.



This half term some of us have also been going to a climbing wall on Thursday's for P.E. We started climbing on the smaller walls and have progressed onto the bigger walls. We have learned all the safety techniques and now know how to use our harnesses independently. It is one of our favourite things to do!

Pryor



creativity
In Humanities pupils have been learning all about cold habitats, they enjoyed learning what animals live in cold habitats. In art they created pictures of animals who live in cold habitats.





Pryor

Science
Pryor class pupils have been learning about different materials. They took part in an umbrella experiment. They used different materials to see which one was best to prevent a teddy bear from getting wet. They found plastic and foil worked the best.



Bates

Here are some of the amazing things Bates class has done this half term....



In our Cooking sessions we have been learning to use a safety knife to carefully cut healthy fruit to make delicious fruit kebabs!




Group sensory play sharing equipment to make a giant snow storm for our topic on cold climates.

We transition to the school library each week to find our favourite books.



Learning new life skills in the teaching flat: How to make a bed!

Bates



Measuring length in maths. Playing a practical game. Who can make the highest tower?



Making sentences and answering questions about our topic book on Panda.



Learning about being a good citizen- Keeping our school tidy.




Sorting and labelling materials in Science. We can use our new Scientific topic words to say what we are doing.




Playing a fine motor skills group game. Sorting the fruit using our pincer grip.

Hub 2



Some of the students in hub 2 accessed the human body VR workshop as a group, looking at the major systems and their specialised role.



Mckinley



Post 16 have covered a range of different activities and topics in Spring 1. A lot of our students have been preparing and sitting Mock exams this half term, but we also been able to leave the classroom and enjoy a few outings.

For part of the Btec Cookery course, students visited the Premier Foods Factory at Carlton and were able to see how a large industrial scale food operation works, as well as trying lots of goodies too!

Students also went to go to Barnsley Cooper Gallery to gain inspiration for their artwork back in school.


Well done to all students who did their Mock exams!



Smith




This half term, Smith Class have been reading about 'The Duck in the Truck'. We have used lots of different materials to practise fine and gross motor skills including cutting, sticking and painting to make the characters in the book. Look how fantastic they have turned out!



Hub 1



Calum and Izzy enjoyed a visit to Elsecar Heritage Centre and had lots of fun dressing up.



Daemon visited Tesco to buy his lunch, he chose sushi as it is one of his favourite food to eat



Eddie visited Harrisons Antique shop where he enjoyed looking at cameras and guitars.



Kai had his first outing whilst at our school, he asked to visit his local park and enjoyed showing staff the equipment.



Freddie visited Foundry climbing wall where he successfully climbed several walls.

Life-Skills

In Post 16 we have been working on life-skills to help support students with positive well-being choices and also, develop key skills to become more independent at home and in the community in preparation for adulthood.

Communication



Decision



Money Management



Cooking

Household Skills



Travel



SPEECH AND LANGUAGE THERAPY STRATEGIES

ENERGY ACCOUNTING

The energy accounting activity involves sitting down with a person creating two lists. A list of things that sap energy (withdrawals) and a list of things that replenish energy (deposits).

A numerical value is then assigned to each withdrawal and deposit to give it a weighting. Say 10 points means the activity gives/takes a little energy and 100 points means it gives/takes a lot of energy. Everyone is different and has different things that drain their battery. Some things that drain for one person, may charge energy for another. For example:

Energy Accounting Activity Example

Withdrawal	Deposit
not sleeping (80)	walking (20)
school (90)	reading (90)
crowds (70)	painting (30)
noise (80)	origami (50)
brightness (50)	solitude (80)
shopping centers (50)	lisa (80)
swimming pools (80)	cat cuddles (20)
hot days (50)	cross-stitch (20)
rushing (70)	chosen noise (50)
pain (90)	time with mum (50)
change (90)	rug rolling (10)
screens (50)	miss Dani (20)
sport (70)	accomplishing hard things (90)
social events (80)	lego alone (50)
busyness (60)	noise-cancelling headphones (50)
appointments (70)	tactile play (50)

The amount of energy everyone starts with varies day by day, because of this, it may be really hard to do certain things that you find easy to do on other days. We can use this strategy for ourselves or our young people to develop independence in our own self-regulation.

If we fail to recharge in time or if we do something that takes an enormous toll, we might burn out.

Buttery

Bake Off Contest



As part of our cookery lessons in Buttery class, we have been taking part in our own Bake Off contest. We designed our signature bakes choosing the flavour and colour of the sponge, what filling we would like and how we would finish our cakes, for example, icing, frosting or melted chocolate. After we had designed our cakes we then followed our plans to make them from scratch and we tried really hard to be as independent as possible.

On your marks
Get set
BAKE!

⇒ Clay

This half term Clay Class have been working on sharing toys, taking turns and asking a peer questions.



OCCUPATIONAL THERAPY FOR SPRING-TIME



MAKING SEED BOMBS TO ATTRACT POLLINATORS TO YOUR GARDEN

Why not have a go at making seed-bombs over the half-term break? Not only can they be used to attract bees and butterflies to your garden, but making the seed-bombs can also provide opportunities to develop fine motor skills (cutting, rolling, pinching, tearing, sprinkling) and to engage in fun multi-sensory messy play



You will need: tissue paper, water, mixing bowl, scissors (optional), and flower seed mixture of your choice (wild flower mix is ideal).

Step 1: Cut or tear tissue paper into pieces that are approximately 1-inch squares.

Step 2: Put the pieces of tissue paper into the mixing bowl and add a teaspoon of water. Mix the water and paper together until all pieces are damp.

Step 3: If your mixture is too watery, add more paper pieces. If your paper is still too dry, add another splash of water.

Step 4: Sprinkle about 1 tablespoon of flower seeds into the bowl. Feel free to add more if you wish.

Step 5: Roll the mixture in your hand to make a ball. Squeeze out extra water as you do this.

Step 6: Once you have a nice even shape, take a few pieces of clean tissue paper and dampen them. Wrap them around the outside of the ball to give it a smooth and clean finish. Allow to dry



Christmas School Disco 2023

Students and staff had a wonderful time at our secondary school Disco, wearing Christmas glasses and tinsel. Christmas music was provided by our resident DJ to which students enjoyed dancing, having fun, creating happy and lasting memories.

Dawn Garner

Theme Day Coordinator



Food Bank

As a nation we expect no one should be left hungry. It could happen to any one of us through illness or loss of a job, we owe it to each other to make sure we offer support where we can.

Students from Robert Ogden School took donations of Christmas cakes, tubs of Hero's and Christmas mints to our local Salvation Army food bank in Goldthorpe to help fill in the gaps.

Dawn Garner

Theme Day Coordinator



Sinbad The Sailor

The West Midlands Children's Theatre group came to perform Sinbad The Sailor on Wednesday 20th December at Robert Ogden school. The pantomime enabled our students to be fully engaged, joining in with the songs and actions.

The performance was bright, colourful, fun and interactive for everyone. Students and staff had a thoroughly enjoyable afternoon.

Dawn Garner

Theme Day Coordinator





Alvey



Class



Alvey



Class



We have been learning about the environment and being a good citizen in PSHE this half term. We have talked about different ways of helping the environment by doing recycling, putting litter in bins and turning lights and electrical appliances off when we are not using them. We did some litter picking in the community to make it a better place for local residents.




Alvey Class took part in a Human Body VR workshop. We learned about the circulation system, the digestive system and the skeletal system. We went on a journey of discovery travelling through the mouth, oesophagus, stomach and intestines. We had lots of fun and learned a lot about our body and how it works.



Reilly



This half term we have been exploring the topic of moving. We have moved ourselves, moved different objects and materials and looked at different forms of transport. All the pupils in Reilly class have worked extremely hard and we are proud of you.



Doughty


Doughty Class have enjoyed visiting the community to learn various life skills such as: waiting, turn taking, keeping safe and listening! We also love the community to embed our Knowledge and Understanding of the World skills in practical, real-life contexts!



Cumming



During the Spring term in Dom's class, we have been working on accessing bucket time alongside our peers, turn taking and sharing.




Redfern



In Redfern class we have been working on our independent living skills. We visited the local supermarket to buy our ingredients. We then followed step by step instructions to make our own sandwiches in the teaching flat.





Kay



Class



Year of the Dragon



Chinese New Year

This term in Kay Class we took part in the Chinese New Year, Year of the Dragon

As a class activity we worked together to create a dragon. The children used brightly coloured tissue paper to decorate it.

Some of the children explored different Chinese items and took part in traditional dancing using the props.

